

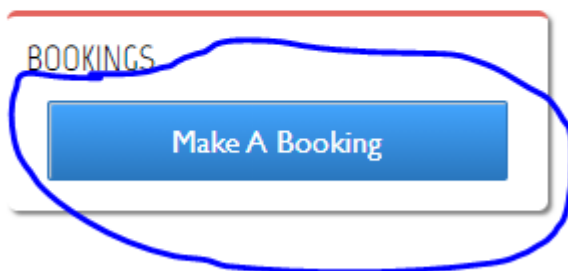
## Booking a Tee Time

Log into the tee booking system.

Click 'Make a Booking';



### FRONT DESK



Click 'Golf';



To add more participants click the down arrow;

## SELECT PARTICIPANTS

Participants For Activity

- 1
- 2
- 3
- 4

### MEMBERS ONLY

For each participant you will need to add them either as a guest or another member. To add a member start typing their name in the box and select it from the list that appears.

NB – If the member you are looking for is not in the list they will need to make themselves visible in the booking system (see separate instructions).

If you are adding the participant as a guest just click the 'Member' button to change to guest;

## SELECT PARTICIPANTS


Participants For Activity

Participant 1

[Redacted name]

Participant 2

Guest 

Click on the date you want to play from the calendar.

Click on the time you want to play.

If you require any buggies, select the number using the drop down box and click submit;

## BUGGY

How Many Buggies Do You Require?

0 ▾

0

1

2

SUBMIT


You will be shown a summary screen and will be asked for payment details if applicable.

If you are happy with everything click 'Make Booking';

Location	Whitehaven Golf Club
Activity	18 Holes 1st Tee
Date	Mon, 2nd August 2021
Time	07:00
Pay now	<b>£ 0.00</b>

[View Transaction Detail](#)

[View Site Terms & Conditions](#)

 **PURCHASEYOUR ITEMS**

MAKE BOOKING

You will see a 'Booking Successful' screen showing all of the details of your booking. You will also receive an email confirming the details.

<b>Booking Successful</b>	
Reference No.	RE5ZPK
Activity	18 Holes 1st Tee
Date	Mon, 2nd August 2021
Time	07:00
Total Price	£ 0.00
Amount Paid	£ 0.00
Amount To Pay On Arrival	£ 0.00
VAT	£ 0.00