


Go to www.whitehavengolfclub.com and from the menu select 'BOOK TEE TIMES'


You will reach the following page;



The screenshot shows a web page for 'EliteLive One Account'. At the top left is the 'esp' logo, a red puzzle piece with the letters 'esp' in white. To its right, the text 'EliteLive One Account' is displayed in white on a dark blue background. Below this is a white section with the heading 'Sign-In / Register'. There are two input fields: 'Username' and 'Password', each with a small eye icon on the right. Below the fields are three buttons: a green 'SIGN-IN' button, a grey 'CLICK TO REGISTER' button, and a grey 'FORGOTTEN MY DETAILS' button.

If you have registered for tee bookings in the past, please enter your details to log it. If you have forgotten your user name or password DO NOT register again, use the 'FORGOTTEN MY DETAILS' button.

If you have not registered before for tee bookings select 'CLICK TO REGISTER'



The image shows a registration form for 'EliteLive One Account'. At the top left is the 'esp' logo, which consists of three red puzzle pieces forming a larger shape. To the right of the logo, the text 'EliteLive One Account' is displayed in a white, sans-serif font against a dark blue background. Below this header, the word 'Register' is centered in a large, grey font. A paragraph of instructions follows: 'Please create a username and password to use when logging in to this system in future. Usernames may only contain letters and numbers.' There are three input fields, each with a red asterisk indicating a required field. The first is labeled 'Choose a username *' and has a small blue icon on the right. The second is labeled 'Choose a password *' and also has a small blue icon on the right. The third is labeled 'Confirm your password *' and has a small blue icon on the right. The form is enclosed in a thin grey border.

Key in a Username and Password of your choosing. This will be used for all future bookings.

Fill in the personal details section.

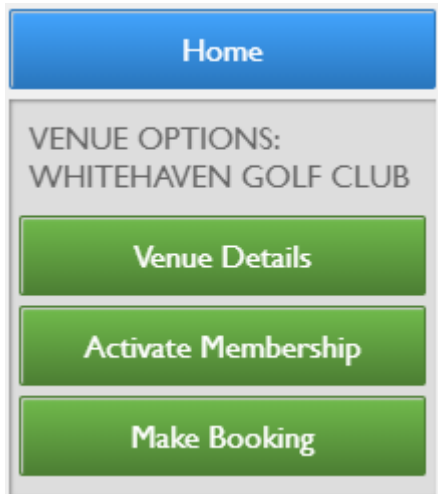
You are now registered on the tee booking system.

You now need to link your golf club membership so that you do not get charged for bookings.

You will need the original email that was sent to you when we first started online tee bookings. If you no longer have this email please contact the club and ask for it to be re-sent.

Click on the menu button at the top left corner.

Click 'Activate Membership'



Enter the one-time user name and password that is at the bottom of the registration email.

You will see the prompt 'Your registration was successful'. You can then use the menu in the top left hand corner to navigate the site and make bookings.

If you receive the message 'Those details are already in use by another player' please logout and use the 'FORGOTTEN MY DETAILS' button from the home page as you have already registered with a different user name.